

NORTON

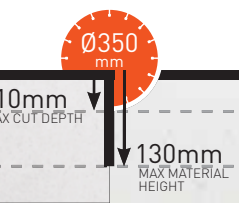
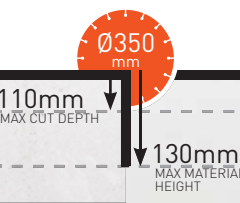
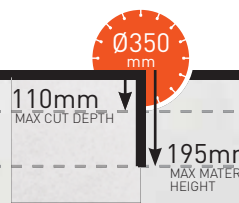
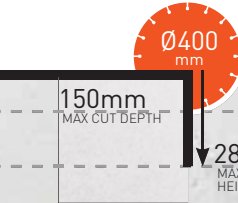




SAINT-GOBAIN

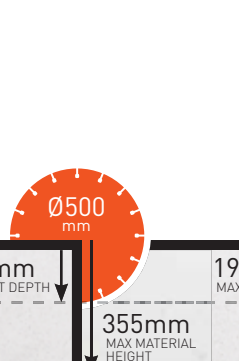
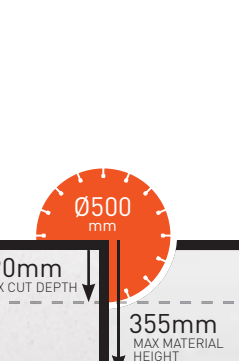

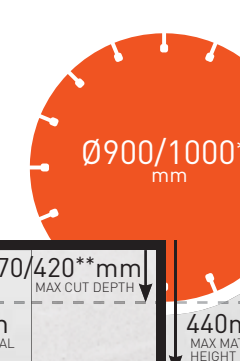






clipper[®]

MASONRY SAWS



MASONRY SAWS

 <p>Ø350 mm 110mm MAX CUT DEPTH 130mm MAX MATERIAL HEIGHT</p>	 <p>Ø350 mm 110mm MAX CUT DEPTH 130mm MAX MATERIAL HEIGHT</p>	 <p>Ø350 mm 110mm MAX CUT DEPTH 195mm MAX MATERIAL HEIGHT</p>	 <p>Ø400 mm 150mm MAX CUT DEPTH 280mm MAX MATERIAL HEIGHT</p>
 <p>ELECTRIC 3HP 2kW</p>	 <p>ELECTRIC 3HP 2,2kW</p>	 <p>ELECTRIC 3HP 2,2kW</p>	 <p>ELECTRIC/PETROL* 3HP 2,2kW 4HP 3kW 6,5HP* 4,8kW*</p>
CST120 UNO	CST100/120	CST 150	CM401

 <p>Ø500 mm 195mm MAX CUT DEPTH 355mm MAX MATERIAL HEIGHT</p>	 <p>Ø500 mm 190mm MAX CUT DEPTH 355mm MAX MATERIAL HEIGHT</p>	 <p>Ø650 mm 265mm MAX CUT DEPTH 280mm MAX MATERIAL HEIGHT</p>	 <p>Ø900/1000** mm 370/420** mm MAX CUT DEPTH 440mm MAX MATERIAL HEIGHT</p>	 <p>508mm MAX CUT DEPTH 508mm MAX MATERIAL HEIGHT</p>
 <p>ELECTRIC / PETROL* 5,5HP 4,0kW 6,5HP* 4,8kW*</p>	 <p>ELECTRIC 7,5HP 5,5kW</p>	 <p>ELECTRIC / PETROL* 3HP 2,2kW 6,5HP 4,8kW 7,5HP* 5,5kW*</p>	 <p>ELECTRIC / PETROL* 10HP 7,5W 13HP* 9,6kW*</p>	 <p>ELECTRIC 2,5HP 1,85kW</p>
CM501	ISM/ISC	JUMBO 651	JUMBO 900/1000	CB511

CST 120 UNO

FEATURES

- Robust conception
- Strong chrome-plated guiding bars
- Tilting and plunging head
- Removable feet

BENEFITS

- Reliable machine
- High precision cutting
- Adaptation of cutting depth and allows cuts up to 45°
- Easy transportation and storage



PRODUCT DATA

Item No	70184601846	Supply Voltage / Power W	230V 1~/ 2,0kW (3Hp)	Max. cutting depth (mm)	110
EAN 13 Code	5450248713999	Fuse/Generator	16A / 6kVA	Max. cutting length (mm)	1200
		Blade x bore (mm)	Ø 350 x 25,4m	Max. material height (mm)	130
		Dimensions (LxWxH) (mm)	1650x580x1400	Table size (mm)	1200 x 560
		Dimensions (without legs) (mm)	1650x580x850	Tool speed RPM	2800min-1
		Weight	105kg	Hand Arm Vibrations	< 2,5 m/s²
				Sound power / pressure level	88,5dB (A) / 73,5db (A)



3HP



2Kw



230v

PRODUCT FEATURES



MAX CUT LEGTH & DEPTH



CUTTING GUIDE

DIAMOND BLADE RECOMMENDATIONS FOR CST RANGE



Substrate / Material	BETON	SILENCIO	UNIVERSAL	NATURAL STONE	CERAM
Recommended Product	PRO BETON	EXTREME UNI SILENCIO	EXTREME UNIVERSAL	EXTREME GRANITE	EXTREME CERAM
Diameter x bore (mm)	350 x 25,4	350 x 25,4	350 x 25,4	350 x 25,4	350 x 25,4
Item No.	701846 27061	701846 28998	701846 12283	701846 01174	70184630335
Page reference	20	27	26	42	38